



# ICare 2.0 Provider Portal Quick Start Guide

---

**September 26, 2011**

Copyright © 2011. Integrated Care Collaboration. All Rights Reserved.

Document Version 0.06

Software Version 2.2.0 (08-25-2011 01:56:04)

## Trademarks

Product names used in this publication are for identification purposes only and may be trademarks of their respective companies.

## Table of Contents

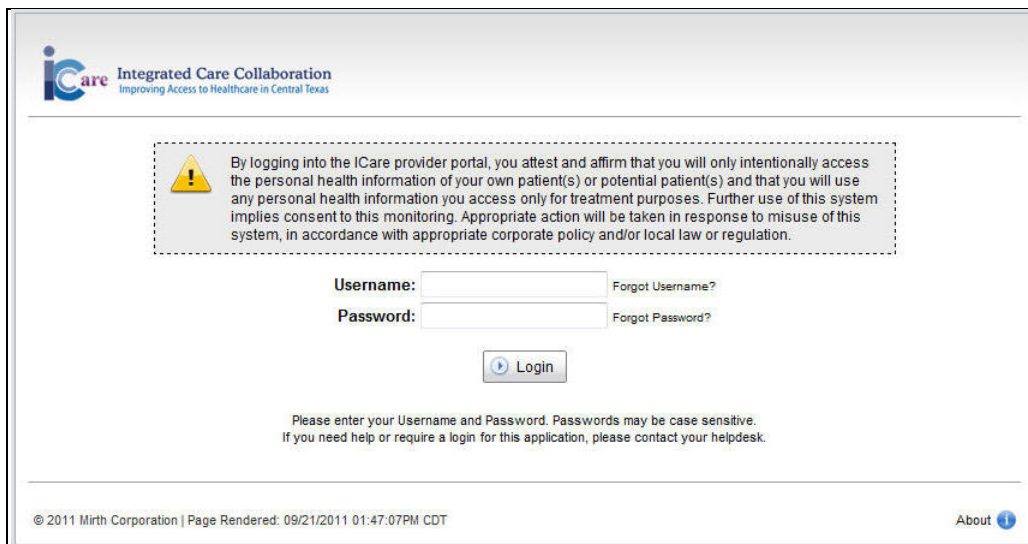
Overview .....	2
Getting Started .....	2
Patients .....	3
Break the Glass .....	4
Encounters .....	5
Results .....	6
Procedures .....	7
Medications .....	7
Messages .....	7

## Overview

The ICare 2.0 Provider Portal is designed to present patient information to providers for treatment purposes, at the point of care.

## Getting Started

- 1) Open up a browser window
- 2) Navigate to <http://portal.icchie.org>\*



**ICare** Integrated Care Collaboration  
Improving Access to Healthcare in Central Texas

**!** By logging into the ICare provider portal, you attest and affirm that you will only intentionally access the personal health information of your own patient(s) or potential patient(s) and that you will use any personal health information you access only for treatment purposes. Further use of this system implies consent to this monitoring. Appropriate action will be taken in response to misuse of this system, in accordance with appropriate corporate policy and/or local law or regulation.

Username:  [Forgot Username?](#)

Password:  [Forgot Password?](#)

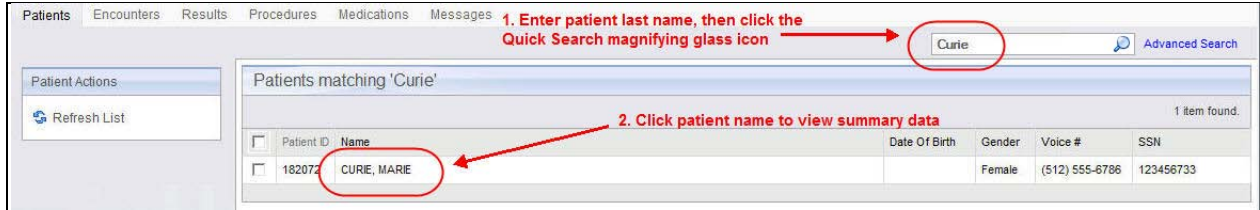
Please enter your Username and Password. Passwords may be case sensitive.  
If you need help or require a login for this application, please contact your helpdesk.

© 2011 Mirth Corporation | Page Rendered: 09/21/2011 01:47:07PM CDT [About](#)

**\*This location is not to be disclosed on the public domain**

## Patients

Each time you log into your ICare 2.0 Provider Portal you will be defaulted into the patient search screen. Search for your patient by following the steps in the next figure.

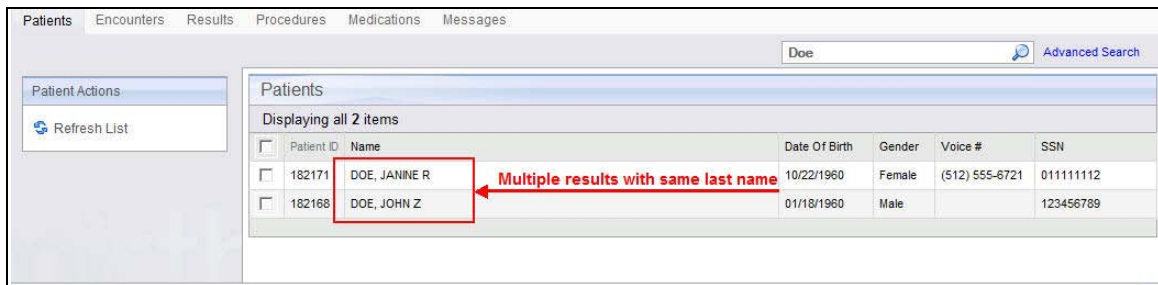


1. Enter patient last name, then click the Quick Search magnifying glass icon

2. Click patient name to view summary data

Patient ID	Name	Date Of Birth	Gender	Voice #	SSN
182072	CURIE, MARIE		Female	(512) 555-6786	123456733

The Provider Portal returns all of the patients who match the search criteria you entered. Select your patient from the list to view summary data.



Multiple results with same last name

Patient ID	Name	Date Of Birth	Gender	Voice #	SSN
182171	DOE, JANINE R	10/22/1960	Female	(512) 555-6721	011111112
182168	DOE, JOHN Z	01/18/1960	Male		123456789

The Patient Summary sub-tab contains a snapshot of all the patient data that you can drill-down into for more information, including demographics, encounter information, diagnoses information, and insurance information, as shown in the next figure.

<b>Summary</b>	Demographics	NwHIN Search	Subject Group
----------------	--------------	--------------	---------------

**Demographics**

<b>ID:</b>	182073	<b>DOB:</b>	02-22-1932	<b>Home Phone:</b>	(512) 555-1165
<b>Name:</b>	BALL, LUCILLE	<b>Gender:</b>	Female	<b>Address:</b>	1000 N. ROXBURRY DRIVE AUSTIN, TX US
<b>SSN:</b>	411231121	<b>PCP Phone:</b>		<b>PCP Fax:</b>	
<b>Primary Care Provider(PCP):</b>					

No Allergies to display

**▲ Encounters**

HXE\_HIE (HXE\_HIE) — Admission Type: — 08-01-2011 — Attending Provider: ACHARI, ARUD MD [🔗](#)

**▲ Diagnoses**

FEM GENITAL SYMPTOMS NOS	<b>Type:</b>	<b>Category:</b>
	<b>Classification:</b>	<b>Diagnosing Provider:</b>
PRSC NTRUTR CNTRCPTV DVC		

No Functional Status to display

No Immunizations to display

No Medications to display

No Conditions to display

**▲ Insurances**

COMPANY NAME Plan ID# Central Health MAP

<b>Insured Name:</b>	BALL, LUCILE	<b>Insured Address:</b>
<b>Insured Dates:</b>	08-01-2011 00:00:00 to (No Expiration Date)	

No Procedures to display

No Results to display

No Next Of Kin to display

No Guarantors to display

No Support Persons to display


No Custodians to display

No Vitals to display


## Break the Glass


If emergency treatment is required for a patient who has not provided consent, you may “break the glass” to get access to the patient’s information by providing the authorizing provider, role, and reason.


Consent Information

 This patient has opted to not participate in this service.  
Please indicate a reason below for viewing their data if this is a matter of an emergency.  
Otherwise, please click cancel to return to the previous page.


---

Authorizing Provider:  


Role:  

Reason:  

## Encounters

To view a patient's Encounter information, click the blue arrow  icon to be taken to the Encounter detail.

▲ Encounters

DELL\_HIE (DELL\_HIE) — Admission Type: Outpatient — 09-07-2011 — Attending Provider: HARROD, VIRGINIA MD 

*Click the blue arrow to view Encounter details* →

The Encounter General Information page displays Diagnoses, Procedures, Medications and other details for the patient, all in one convenient place, as shown in the next figure.

Encounter General Information						
Patient Name	Source Patient ID	Encounter ID	Encounter Type	Date Of Birth	Gender	Phone Number
SKYWALKER, LUKE E	7259928	000000676667		01-20-2007	Male	(512) 555-6752
Attending Provider	Admitted	Discharged	Received From Source	Status		
HARROD, VIRGINIA MD	09-07-2011 08:53:00		09-12-2011 22:18:25	Admitted		
Referring Provider	Admission Type	Patient Type	Assigned Location	Patient Class	Reason	
	Outpatient		, 3301, Dell Children's Med Ctr, , , , , , ,	Outpatient		

Diagnoses				
Diagnosis	Type	Classification	Category	Diagnosing Provider
DIARRHEA				
MAL NEO SOFT TISSUE NOS				
ANTINEOPLASTIC CHEMO ENC				

Procedures					
Procedure	Type	Duration	Anesthesia Code	Procedure Time	Description
INJECT CA CHEMOTHER NEC				09-07-2011 00:00:00	

Medications						
Medication	Strength	Dose	Total Refills	Started Taking	Stopped Taking	Expires
No Medications to display						

Vitals					
Name	Normal	Abnormal	Units	Range	Status
No Vitals to display					

Accidents						
Description	Location	Address	State	Occurrence Time	Brought in by	Entered By
No Accidents to display						

Results				
Source	Alias	Activity Time	Provider	Test Names
No Results to display				

Attachments		
ID	Label	Type
No Attachments to display		

No Notes or Comments

## Results


The results tab displays patient lab results. The Flag Legend displays the status of each lab record onscreen.

**Flag Legend:**  = Needs Review  = Preliminary results  = Critical Results  = Archived  = Confidential

Historically, ICC participants have not provided lab data. However, going forward, this information should be available, and this tab will be populated. ICC is working to get results from other providers as well as their own labs.

## Procedures

When you are in the patient's Encounter Summary detail, you can drill-down into the Procedures area to see what has been administered to the patient, as well as the times and dates that the patient was seen for treatment.

To view a patient's Procedure information, click the blue arrow  icon to be taken to the Procedures detail.



The Procedure General Information page displays demographics as well as Diagnoses details.

Procedure General Information					
Patient Name	Source Patient ID	Procedure ID	Date Of Birth	Gender	Phone Number
SKYWALKER, LUKE E	7259928	00000676667_P_1	01-20-2007	Male	(512) 555-6752
Procedure Name		Time of Procedure	Received From Source	Functional Type	
INJECT CA CHEMOTHER NEC		09-07-2011 00:00:00	09-12-2011 22:18:25		
Procedure Provider	Surgeon	Anesthesiologist	Performed At	Duration	Priority
Diagnoses					
Diagnosis	Type	Classification	Category	Diagnosing Provider	
No Diagnoses to display					
No Notes or Comments					

## Medications

The medications tab displays the prescriptions issued from a Prescribing Provider, including the Start Time and End Time, Expiration Date, Source, Strength, and Dose information associated with the Medication Name and Medication ID.

Historically, ICC participants have not provided medication data. However, going forward, this information should be available, and this tab will be populated. ICC is working to get prescription data from other providers as well as their own labs.

## Messages

The Messages detail area displays your Sites' inbox by default, and allows you to send and receive messages with attachments. After you have selected a Message, click the

Reply to Message  icon to reply to the sender.